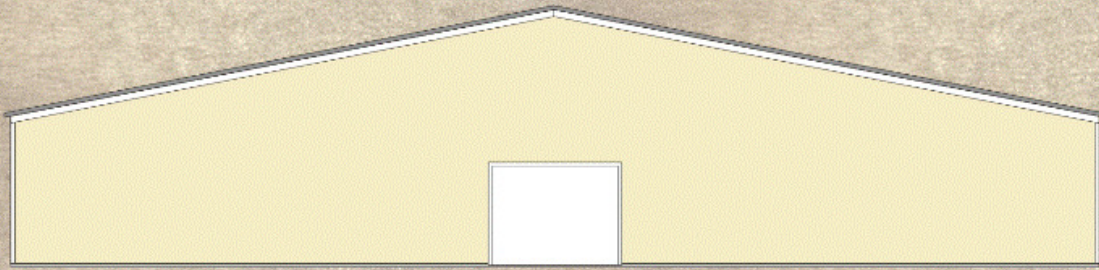
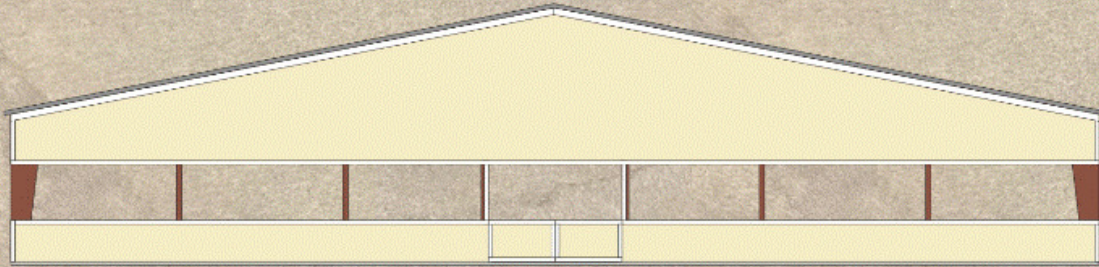


Arena Styles



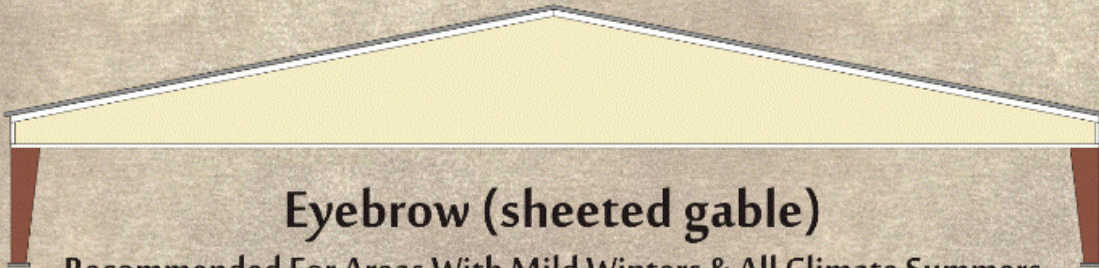
Fully Enclosed

Recommended For Areas With Cold Winters & Mild Summers
Can Be Insulated For Extra Protection Against The Elements
Roll-Up Or Slide Doors Available



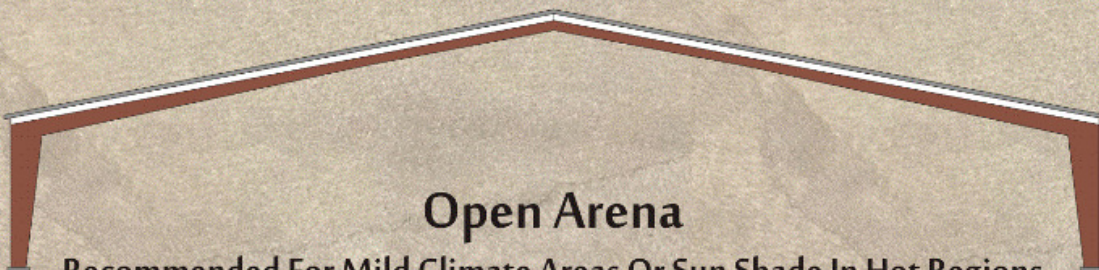
Eyebrow & Skirtwall

Recommended For Areas With Cold To Mild Winters & All Climate Summers
Allows For The Use Of Wind/Sunscreens To Block Wind, Rain & Snow, But
Can Also Be Opened Up In The Hot Months For Good Air Flow
Roof Insulation Is Effective For Heat Reduction
Swing Doors Or Gates Work Well With This Design



Eyebrow (sheeted gable)

Recommended For Areas With Mild Winters & All Climate Summers
The Sheeted Gable Design Is Attractive And Blocks Mid-Morning & Afternoon Sun
Roof Insulation Is Effective For Heat Reduction



Open Arena

Recommended For Mild Climate Areas Or Sun Shade In Hot Regions
Keeps The Rain Off Of Your Riding Area For Safety & Comfort